

House Ways and Means Constitutional Subcommittee Budget Hearing



**Office of The Adjutant General
Major General R. Van McCarty**

28 January 2025

TABLE OF CONTENTS

Key Officials Attending Hearing	1
Organizational Chart	2
Agency Information	3
Budget Request Summary	4
Agency Proviso Request Summary	5
Financial Overview and Efficiency	6
FTE Breakdown	7
Additional Agency Information	8
SCEMD Disaster Update	9

TAB 1

Office of The Adjutant General

Key Attendees

Major General R. Van McCarty

The Adjutant General of South Carolina
(O) 803-299-2500
(C) 803-667-1089
Email – roy.v.mccarty.mil@army.mil

Major General Jeffrey A. Jones

Deputy Adjutant General / Deputy Adjutant
General for State Operations
(O) 803-299-4218
(C) 803-451-1624
Email - jeffrey.a.jones29.mil@army.mil

Brigadier General Karl S. “Butch” Bowers, Jr.

Assistant Adjutant General – Air
(W) 803-647-8586
Email – Butch@ButchBowers.com

Major General Leon Lott

Commander, SC State Guard
(C) 803-960-2055
Email – leon.lott@sg.sc.gov

Nathan O. Young

Administrative Coordinator, SC State Guard
(O) 803-299-4238
(C) 803- 409-8775
Email – nate.young@scmd.sc.gov

Kenneth C. Braddock

Chief of Staff for State Operations
(O) 803-299-4445
(C) 803-908-3684
Email – kenneth.braddock@scmd.sc.gov

Kim Stenson

Director, SC Emergency Management
Division
(O) 803-737-8566
(C) 803-754-8083
Email – kstenson@emd.sc.gov

Steven Batson

Chief of Staff, SC Emergency Management
Division
(O) 803-737-8595
(C) 803-201-3440
Email – sbatson@emd.sc.gov

Saddler J. Taylor

Director, SC Military Museum
(O) 803-299-1126
(C) 803-807-1745
Email - saddler.taylor@scmd.sc.gov

Amanda Welch

Chief Financial Officer, State Operations
(O) 803-299-2031
(C) 803-365-5950
Email – amanda.welch@scmd.sc.gov

William D (DeeBo) Kelly, Esq.

General Counsel
(O) 803-734-5254
(C) 803-669-1965
Email – deebo.kelly@scmd.sc.gov

Phil Hamby

Director of Governmental Affairs
(O) (803) 299-7101
(C) (803) 457-2375
Email – phil.hamby@scmd.sc.gov

Colonel Dwight (Marty) Hanks

Director, Construction & Facilities
Maintenance Office
(O) 803-299-4160
(C) 803-604-7800
Email – dwight.m.hanks.mil@army.mil

Larry Crowson

Executive Director, National Guard
Association of South Carolina
(O) 803-254-8456
(C) 803-360-1918
Email – lcrowson@ngasc.org

Lynn Stokes-Murray

Legislative Liaison, National Guard
Association of South Carolina

(O) 803-799-9800

(C) 803-513-7847

Email – ismurray@burr.com

Shannon Bruning

Legislative Liaison, National Guard
Association of South Carolina

(O) 803-799-9800

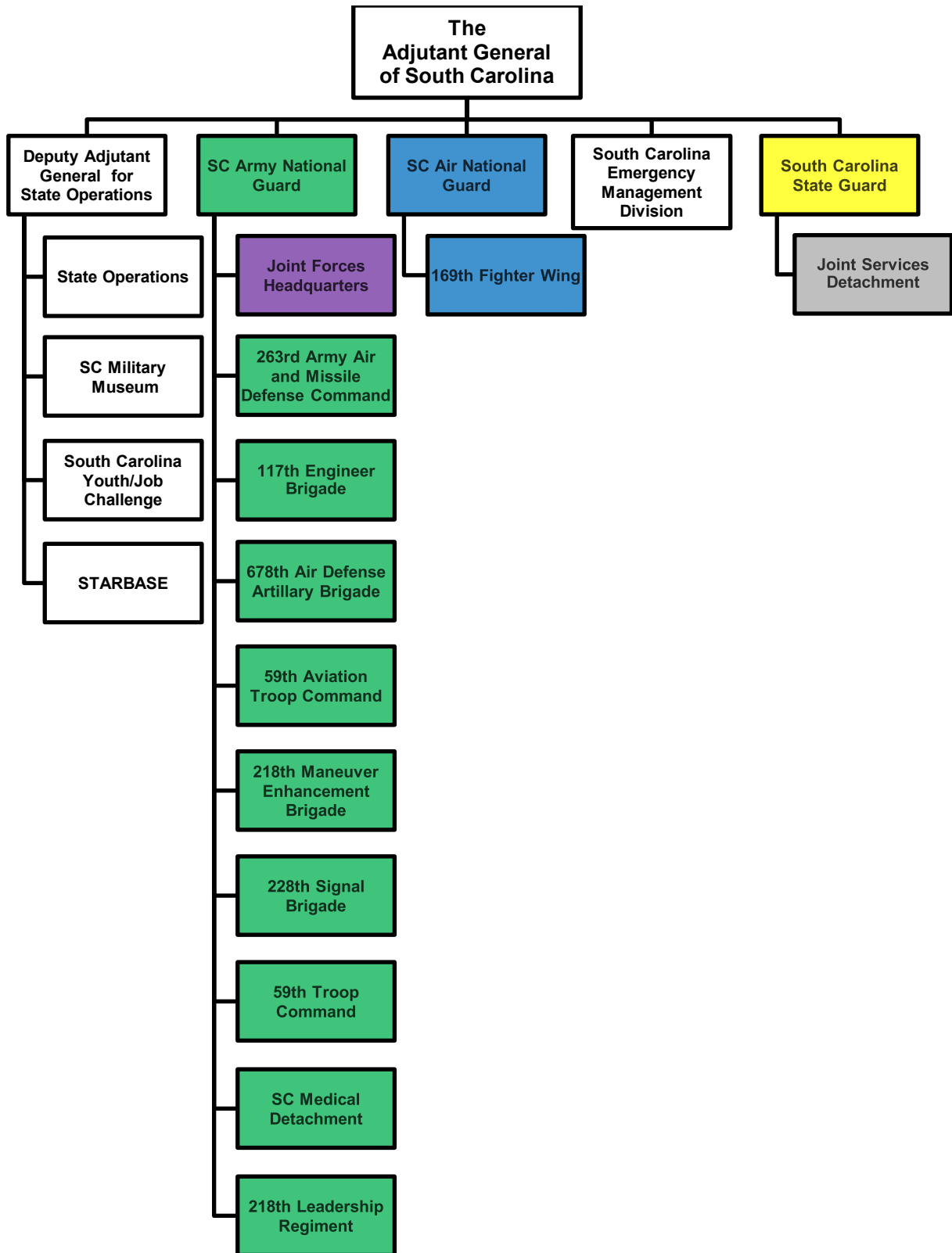
(C) 803-413-3422

Email – sbruning@burr.com

TAB 2

Office of The Adjutant General

Organizational Chart



TAB 3

OFFICE OF THE ADJUTANT GENERAL

Agency Information

The Office of the Adjutant General has a total strength of over 13,000 Service Members, State and Federal employees, and volunteers with responsibility for over 234 facilities statewide (62 Readiness Centers, and 172 other facilities and buildings). The Agency employs 463 State employees (as of 01 Jul 2024), and is the parent State Agency for a number of subordinate organizations which include:

- SC Army National Guard
- SC Air National Guard
- SC State Guard
- SC Emergency Management Division
- SC Military Museum
- Youth/Job Challenge Programs
- STARBASE Swamp Fox

Missions:

- Maintain and grow relevant force structure in the South Carolina National Guard
- Establish a consolidated joint, interagency, intergovernmental, multinational Emergency Operations Center concept of operations
- Provide for the safety, health, and wellbeing of the citizens, residents, and visitors of the State of South Carolina

Budget Request Information:

FY 24-25 Beginning Appropriation Base - State Funds	\$19,115,8789
FY 24-25 Total Appropriations Include Allocations	\$139,818,751
FY 25-26 Requested State Funds - Recurring	\$2,960,000
FY 25-26 Requested State Funds - Non-Recurring	\$18,785,000

Direct Economic Impact

The Agency's 2024 State Budget was \$18.1M. However, in FY 2024 the Agency provided over \$489.2M in total direct economic impact to the State's economy, and an additional \$87.0M in total direct economic impact outside of the State (over \$576.2M total).

TAB 4

FY 25-26 Budget Priorities Summary

Office of the Adjutant General

Budget Priorities													Funding					FTEs			
Priority No.	Priority Type (recurring / non-recurring / other funds adjustment / Federal funds adjustment)	Priority Title	Priority Description	Recurring	Non - Recurring	Other	Federal	Total	State	Other	Federal	Total									
1	Recurring	Increase in Armory Revitalizations	Increase in Recurring funding to support Armory Renovations. The costs of construction have increased and are in line to reach a total 30% increase by the end of FY25 as compared to FY 21 average costs. The Agency is currently appropriated \$2.55 million of Recurring Operating funds for Armory Revitalizations. This request, along with the realignment of funds, would raise the recurring Armory Renovations budget to \$5.8M. With this recurring funding, the Agency will be able to more efficiently address current and on-going facility revitalizations.	\$2,800,000			\$2,800,000	\$5,600,000				0									
2	Non-Recurring	SCEMD - State Personal Protective Equipment (PPE) Stockpile Storage Management Contract Extension	Allocation of Non-Recurring funding to execute a two-year extension of the current State PPE Stockpile storage and management contract in order to allow the Department time to upgrade its current storage facility in Winnsboro, SC to meet the requirements necessary for the storage of medical grade materials. This would allow SCEMD to consolidate the storage requirements into its existing Winnsboro warehouse.		\$4,200,000			\$4,200,000				0									
3	Non-Recurring	SCEMD - State Personal Protective Equipment (PPE) Stockpile - PPE Replacement	Allocation of Non-Recurring funding to purchase new PPE to replace expiring PPE in the State PPE Stockpile. The PPE currently in the State PPE Stockpile was purchased in 2020 and its manufacturer's shelf life will expire in 2025. Purchases will need to begin NLT August 2025.		\$1,700,000			\$1,700,000				0									
4	Non-Recurring Capital	SCEMD - Winnsboro Warehouse Renovation & Upgrade	Allocation of Non-Recurring Capital funding to fund renovations and upgrading of a 20,000 square feet portion of the existing SCEMD warehouse located in Winnsboro, SC. This will allow SCEMD to store the State's Personal Protective Equipment (PPE) Stockpile in a climate controlled environment that meets the requirement for storage of medical grade materials.		\$2,700,000			\$2,700,000				0									
5	Non-Recurring	SCEMD - Safeguarding Tomorrow Revolving Loan Fund - State Match Requirement	Allocation of Non-Recurring State funding to provide the 10% State Share for an additional \$9M in Federal funds as part of the STORM Act. In September 2024, FEMA notified SCEMD that the State was selected to receive an additional \$9M in STORM Act funding. These additional funds will require the State to provide \$1M (10%) in State match funds in order to accept the Federal grant funding.		\$1,000,000		\$9,000,000	\$10,000,000				0									
6	Recurring	SC Law Enforcement Assistance Program	Increase in allocation in Recurring funding to continue its support the South Carolina Law Enforcement Assistance Program (SC LEAP). As a part of the FY 2017-18 Budget Bill, the Agency was allocated \$64.5K in Recurring Other Personnel Expenses funds to support the Agency's annual shared cost of the SC LEAP. By FY24, the Agency yearly cost share has risen 56% to \$100,372, and is projected to be at least \$103,500 in FY 25 based on the approved statewide employee pay increases.	\$56,000				\$56,000				0									
7	Recurring	State Guard - Microsoft Office 365 Licenses	Allocation of Recurring funding to support annual subscription service for approximately 500 Microsoft 365 licenses through the established State contract. The State Guard utilizes the system to conduct virtual Teams meetings, share documents and files in real time, and retain documents for future use for its geographically dispersed members.	\$50,000				\$50,000				0									

Budget Priorities				Funding					FTEs			
Priority No.	Priority Type (recurring / non-recurring / other funds adjustment / Federal funds adjustment)	Priority Title	Priority Description	Recurring	Non - Recurring	Other	Federal	Total	State	Other	Federal	Total
8	Non-Recurring	SCEMD - SC Public Assistance Program	Allocation of Non-Recurring funding to establish a SC Public Assistance Program to support disaster recovery in communities that experience localized hazard events that cause severe damage but that do not meet thresholds/ criteria for a Federal disaster declaration. This Program will allow the State to reimburse eligible entities for unbudgeted response costs and costs to repair damaged public infrastructure. This program will assist counties and local governmental entities to quickly recover from emergencies. State Agencies and Non-profit organizations will not be eligible under this program. Cost eligibility and process for reimbursement will follow the guidelines and process used for the administration of the Federal PA program. Cost reimbursement by the Program will be for 75% for eligible costs.		\$9,000,000			\$9,000,000				0
9	Recurring	SC Military Museum - Salary Increase	Increase in Recurring Allocation to support an increase of approx. 15% for the employees of the South Carolina Military Museum. Based on an analysis of comparable positions across other State Agencies, Museum staff salaries are 16-32% below positions at similar state agencies. The Museum staff are all below the midpoint of their respective pay bands salary ranges.	\$54,000				\$54,000				0
10	Non-Recurring Capital	Graniteville Land Purchase	Allocation of Non-Recurring Capital funding to purchase of 4.8 acres of land adjacent to the Graniteville Armory located in Aiken County. The property currently belongs to the SC Forestry Commission and is listed on the State Surplus Property listing. The property is utilized by the Unit to conduct local area unit and individual training. Local land development is encroaching on the perimeter of existing National Guard and SC Forestry properties. This project would mitigate and minimize continuing encroachment, and provide continued use of easily accessible training area for the unit.	\$185,000				\$185,000				0
Total				\$3,145,000	\$18,600,000	\$0	\$11,800,000	\$33,545,000	0	0	0	0

TAB 5

Constitutional Subcommittee Proviso Request Summary FY 25-26				
Proviso # in FY 24-25 Act	Renumbered FY 24-25 Proviso #	Proviso Title	Short Summary	Agency Recommended Action (keep, change, delete, add)
100.13	100.12	ADJ: State Guard Training	<p>The Office of the Adjutant General requests a change to the Title and language of the existing Proviso.</p> <p>Prior to FY 24-25, the Agency's Provisos contained the requirement for pay \$150 per day to the State Guard members if activated to State Active Duty. The Office of the Adjutant General is requesting this be added back to the existing proviso for those events which the Governor or Adjutant General may call members of the State Guard to active State service.</p>	Change
100.19	100.17	ADJ: PPE Stockpile	<p>The Office of the Adjutant General requests a change to the existing Proviso.</p> <p>The Office of the Adjutant General request the authority to donate PPE categorized as "junk" by State Surplus to non-profit organizations designated as 501(c)(3) tax-exempt for non-medical use.</p> <p>Expiring or expired PPE cannot be sold, and currently the State/Agency has to pay the cost of additional storage, transportation and/or destruction of PPE categorized as "junk" by State Surplus. Donating the "junk" PPE to a 501 (c)(3) Organization would mitigate the State from incurring these costs.</p>	Change
117.127	117.127	GP: Secure Area Duty Officers Program	<p>The Office of the Adjutant General requests a change to the existing Proviso.</p> <p>The current wording of the Proviso is limited and does not cover the Counter Terrorism aspects of the intent of the program.</p> <p>Including the counter terrorism terminology into the Proviso would allow program members access to increased levels of training normally limited to counter terrorism personnel. In addition, the change would also allow the capability for application for counter terrorism grants funds which can be used to enhance the programs training and resources.</p>	Change

Proviso # in FY 24-25 Act	Renumbered FY 24-25 Proviso #	Proviso Title	Short Summary	Agency Recommended Action (keep, change, delete, add)
	100.NEW	ADJ: SC Public Assistance Program	<p>The Office of the Adjutant General requests the addition of a new Proviso.</p> <p>SCEMD proposes to establish the SC Public Assistance (PA) Program to support disaster recovery in SC communities that experience localized hazard events that cause severe damage but that do not meet thresholds/criteria for a Federal Disaster Declaration. For a Federal PA declaration, the State and affected county(s) must meet both the State threshold and the affected county's threshold (current State threshold is \$9,417,902). Often county(s) meet their threshold, but the State does not meet the State threshold.</p> <p>This program will assist county and local governmental entities so communities can quickly recover from emergencies. State Agencies and non-profit organizations will not be eligible to receive reimbursement under this program. Cost eligibility and process for reimbursement will follow the guidelines and process used by SCEMD for the administration of the Federal PA program. All eligible damages occurring within the county must meet or exceed the county's FEMA PA threshold for the county and its local governmental entities to be eligible for this program. Cost reimbursement by the Program will be 75% of eligible costs. Counties and local governmental entities will be required to submit a reimbursement application with supporting documents to the SCEMD for review and approval.</p> <p>SCEMD will coordinate with the SC Office of Resilience on an ongoing basis to ensure recovery assistance funds are implemented to avoid duplication and maximize positive impacts for SC communities.</p>	Add

Proviso # in FY 24-25 Act	Renumbered FY 24-25 Proviso #	Proviso Title	Short Summary	Agency Recommended Action (keep, change, delete, add)
	100.NEW	ADJ: Purchase of Property	<p>The Office of the Adjutant General requests the addition of a new Proviso.</p> <p>The Office of the Adjutant General requests the authority to purchase of 4.8 acres of land located at 387 Bettis Academy Road, Graniteville, SC.</p> <p>The property currently belongs to the SC Forestry Commission and is listed on the State Surplus Property listing. The property was appraised for a value of \$185,000.</p> <p>The property is adjacent to the existing Graniteville Armory and is utilized by the Unit to conduct local area unit and individual training. Local land development is encroaching on the perimeter of existing National Guard and SC Forestry properties. This project would mitigate and minimize continuing encroachment, and provide continued use of easily accessible training area for the unit.</p>	Add
	117.NEW	GP: Transfer of Physical Assets	<p>The Office of the Adjutant General requests the addition of a new Proviso.</p> <p>The Office of the Adjutant General is headquartered in facilities located at 1 National Guard Road in Columbia, SC. While the building is physically located on property owned by the Agency, the building belongs to the SC Department of Administration to which the Agency currently pays \$600K annually for lease of the facility.</p> <p>The Agency requests the transfer of the facility to the Office of the Adjutant General who will manage the facility in the same manner as all other Agency owned properties across the State. In addition, by transferring the building to the Agency, the Agency would be authorized to receive Federal fund for co-use of the facility.</p> <p>Funds currently allocates as part of Armory Operations (Other Operating Expenses) which are used to fund the annual lease costs would to reallocated to pay for the on-going operational and maintenance costs for the facility.</p>	Add

TAB 6

General Funds

- In FY 24, the Agency lapsed \$566,800.60 in funding.
- Due to ongoing challenges which began during COVID impacting recruiting and drilling member numbers, the State Guard under executed its FY24 budget by \$1.17M

	Budget	Executed	Under Executed
State Guard Other Personnel Expenses (includes State Guard Drill Pay)	\$ 1,373,157.00	\$ 455,415.47	\$ 917,741.53
State Guard Other Operating Expenses	\$ 221,064.00	\$ 102,428.81	\$ 118,635.19
Employer Contribution (aligns with increase for State Guard Pay)	\$ 198,000.00	\$ 64,009.74	\$ 133,990.26
	\$ 1,792,221.00	\$ 621,854.02	\$ 1,170,366.98

- The budget was developed to support 750 State Guard members drilling each month. During FY24, the State Guard averaged 276 members drilling per month
- The Agency is continuing monitor the execution of funds in all fund lines and is proactively reallocating funds to ensure execution.

FY25 Agency Budget

Description	FY 24 Actuals (7/1/23- 6/30/24)	FY 25 Appropriation	Current Budget **	Current FY Executed (7/1/24-1/15/25)	% Executed	Remaining
Administration	\$ 2,695,241.85	\$ 2,590,763.00	\$ 4,263,160.72	\$ 2,543,954.38	60%	\$ 1,719,206.34
Armory Operations	\$ 4,587,940.19	\$ 4,000,004.00	\$ 4,473,284.12	\$ 2,548,647.31	73%	\$ 1,924,636.81
Armory Revitalizations	\$ 2,550,000.00	\$ 2,550,000.00	\$ 2,565,450.00	\$ 2,565,450.00		
Building and Grounds	\$ 126,471.72	\$ 220,286.00	\$ 290,285.50	\$ 126,471.72	44%	\$ 163,813.78
Armory Contract Support	\$ 204,154.95	\$ 196,128.00	\$ 134,828.18	\$ 54,671.10	41%	\$ 80,157.08
Youth & Job Challenge	\$ 734,307.97	\$ 800,000.00	\$ 800,000.00	\$ 511,147.22	64%	\$ 288,852.78
McEntire ANG Base	\$ 398,154.72	\$ 446,862.00	\$ 456,011.82	\$ 233,470.67	51%	\$ 222,541.15
Emergency Preparedness	\$ 1,631,854.94	\$ 3,382,488.00	\$ 3,412,309.36	\$ 1,631,854.94	48%	\$ 1,780,454.42
State Guard	\$ 752,288.28	\$ 1,786,863.00	\$ 1,186,863.00	\$ 468,837.80	40%	\$ 718,025.20
Military Museum	\$ 338,309.44	\$ 396,147.00	\$ 396,147.00	\$ 201,905.14	51%	\$ 194,241.86
Employee Benefits	\$ 1,560,456.24	\$ 2,090,517.00	\$ 2,327,724.00	\$ 1,027,719.86	44%	\$ 1,300,004.14
TOTALS	\$ 16,664,280.30*	\$ 18,460,058.00	\$ 20,306,063.70	\$ 11,914,130.14	59%	\$ 8,391,662.70

* - Includes remaining FY23 Carry Forward

** - Includes FY24 Carry Forward

- The Agency was appropriated \$18.46M for FY 25 with an additional \$1.84M in Carry Forward funds from FY 24 for a total Agency FY25 budget of \$20.3M
- As of 15 Jan 2025, the Agency has executed \$11.91M (59%) of the total Agency budget
- Due to smaller numbers of State Guard membership and drilling status, \$600K was reallocated to Administration to complete needed upgrades to Agency servers and to upgrade the Agency IT Disaster Recovery hardware and network.

General Carry Forward

- The Agency has \$1,846,005.70 in FY25 General Carry Forward funds
- The Agency has reallocated the Carry Forward funds to:
 - State IT programming and hardware requirements necessary to move State Programs off the Federal network - \$350K
 - Capital Projects - \$1M
 - Armory Operations - \$196K
 - Employee Benefits - \$300K

Special Carry Forward

Description	FY 25 Carry Forward	Current FY Executed (7/1/24-1/15/25)	Remainder
Armory Revitalizations - Recurring	\$ 14,850,000.00	\$ 11,945,912.75	\$ 2,904,087.25
Armory Revitalizations - Non-Recurring	\$ 13,500,000.00	\$ 7,644,819.34	\$ 5,855,180.66

- The Agency's Special Carry Forward funds are restricted to Armory Revitalizations
- Current active Armory Revitalization projects:
 - Hartsville and Wellford - Construction started
 - Clemson and Seneca – Designs started; construction will occur with FY 2025 Armory Revitalization Funds.
 - Orangeburg and Manning – Pre-designs started; construction will occur with FY 26 Armory Revitalization Funds.

Armory Revitalizations

Description	State Share	Federal Share	Total
Completed			
Greenwood Readiness Center	\$1,799,808.00	\$1,799,808.00	\$3,599,616.00
Lancaster Readiness Center	\$2,148,691.00	\$2,148,691.00	\$4,297,382.00
Greenville Readiness Center	\$2,223,107.00	\$2,223,107.00	\$4,446,214.00
Florence Readiness Center	\$2,232,110.00	\$2,232,110.00	\$4,464,220.00
Easley Readiness Center	\$2,014,972.00	\$2,014,972.00	\$4,029,944.00
Sumter Readiness Center	\$248,061.00	\$3,294,463.00	\$3,542,524.00
Union Readiness Center	\$3,328,495.00	\$3,328,495.00	\$6,656,990.00
Laurens Readiness Center	\$2,691,328.00	\$2,691,328.00	\$5,382,656.00
In Construction			
Olympia Armory	\$4,058,300.00	\$0.00	\$4,058,300.00
Wellford Readiness Center	\$2,561,314.00	\$2,561,314.00	\$5,122,628.00
Hartsville Readiness Center	\$2,635,310.00	\$2,635,310.00	\$5,270,620.00
In Design			
Clemson Readiness Center	\$3,831,000.00	\$3,831,000.00	\$7,662,000.00
Seneca Readiness Center	\$3,831,000.00	\$3,831,000.00	\$7,662,000.00

Description	State Share	Federal Share	Total
In Pre-Design			
Manning Readiness Center - DESIGN ONLY	\$325,000.00	\$325,000.00	\$650,000.00
Orangeburg Readiness Center - DESIGN ONLY	\$325,000.00	\$325,000.00	\$650,000.00
Projected 2026-2027			
Manning Readiness Center	\$3,500,000.00	\$3,500,000.00	\$7,000,000.00
Orangeburg Readiness Center	\$3,500,000.00	\$3,500,000.00	\$7,000,000.00
Hodges Readiness Center - DESIGN ONLY	\$325,000.00	\$325,000.00	\$650,000.00
Fountain Inn Readiness - DESIGN ONLY	\$325,000.00	\$325,000.00	\$650,000.00
Projected 2027-2028			
Hodges Readiness Center	\$3,500,000.00	\$3,500,000.00	\$7,000,000.00
Fountain Inn Readiness Center	\$3,500,000.00	\$3,500,000.00	\$7,000,000.00
Graniteville Readiness Center - DESIGN ONLY	\$325,000.00	\$325,000.00	\$650,000.00
Newberry Readiness Center - DESIGN ONLY	\$325,000.00	\$325,000.00	\$650,000.00

SC Military Department

FY 2024 Direct Economic Impact

	Total	In South Carolina	Outside of South Carolina
Total Personnel	12,871	11,870	1,001
Total Personnel	\$363,303,924	\$348,603,999	\$14,699,925
Building Construction/Maintenance	\$24,999,618	\$14,033,569	\$10,966,049
Utilities	\$6,997,543	\$4,266,564	\$2,730,979
Medical	\$9,140,311	\$4,283,948	\$4,856,363
Contracts	\$89,426,913	\$87,787,166	\$1,639,747
Purchases	\$41,368,973	\$24,391,612	\$16,977,360
Education	\$431,229	\$356,877	\$74,352
All Other Significant Procurement and Purchase Categories	\$40,527,510	\$5,520,209	\$35,007,301
Total Direct Economic Impact	\$576,196,022	\$489,243,944	\$86,952,078

*** - Does not include the economic impact of the income from the full-time (non- National Guard) employment of members of the National Guard

TAB 7

Office of The Adjutant General
FTE Breakdown (as of 02 Jan 2025)

	State	Federal	Other	Total
Budgeted	61.430	55.270	17.800	134.50
Filled	54.935	44.566	16.500	116.00
Difference	6.495	10.704	1.300	18.50

TAB 8

House Ways and Means Constitutional Subcommittee Budget Hearing



Office of the Adjutant General
28 January 2025

The Military Department of South Carolina

MISSION

Provide ready forces to conduct operations that support and defend our fellow citizens, the Constitution of the United States of America and South Carolina, whenever and wherever the threat arises or the need exists

VISION

The South Carolina Military Department will be a premier organization of diverse Soldiers, Airmen and Civilians who are Ready, Relevant, Resilient and Responsible to our Communities, State and Nation in time of need - led by Competent, Capable, Caring and Professional (C3P) leaders.

GOALS

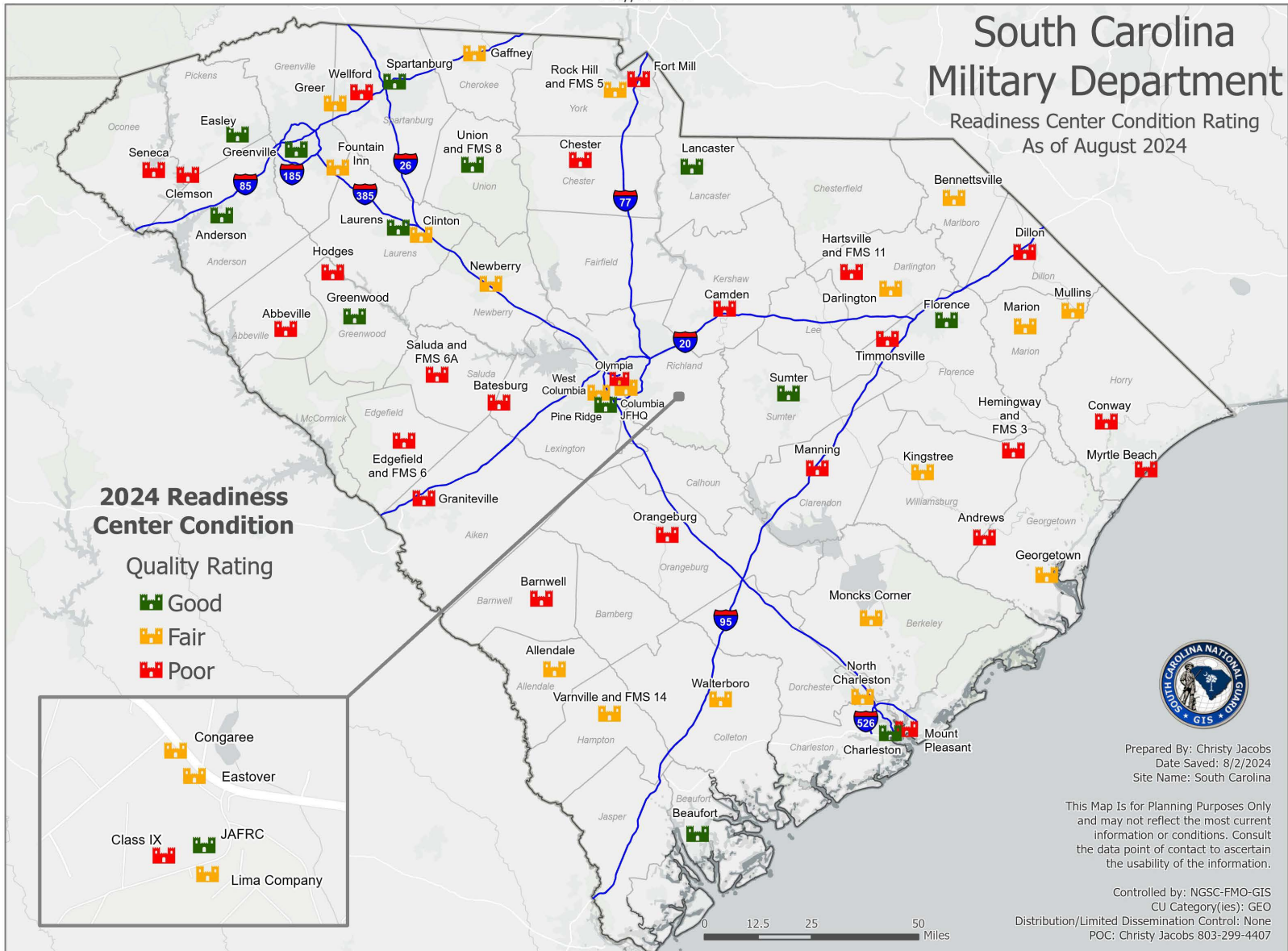
Sustain an extraordinary organization, consisting of Army, Air and State Operations, in support of the State and its communities, not only in times of emergency but also in the daily activities of communities and their citizens. Aligned with its strategic plan, Palmetto Horizon, the S.C. Military Department continued working toward the achieving the organization's strategic goals:

- Maintain and grow relevant force structure in the South Carolina National Guard
- Establish a consolidated joint, interagency, intergovernmental, multinational Emergency Operations Center concept of operations
- Provide for the safety, health, and wellbeing of the citizens, residents, and visitors of the State of South Carolina

Facility Locations & Conditions

CUI//SP-GEO

South Carolina
Military Department
Readiness Center Condition Rating
As of August 2024



Prepared By: Christy Jacobs
Date Saved: 8/2/2024
Site Name: South Carolina

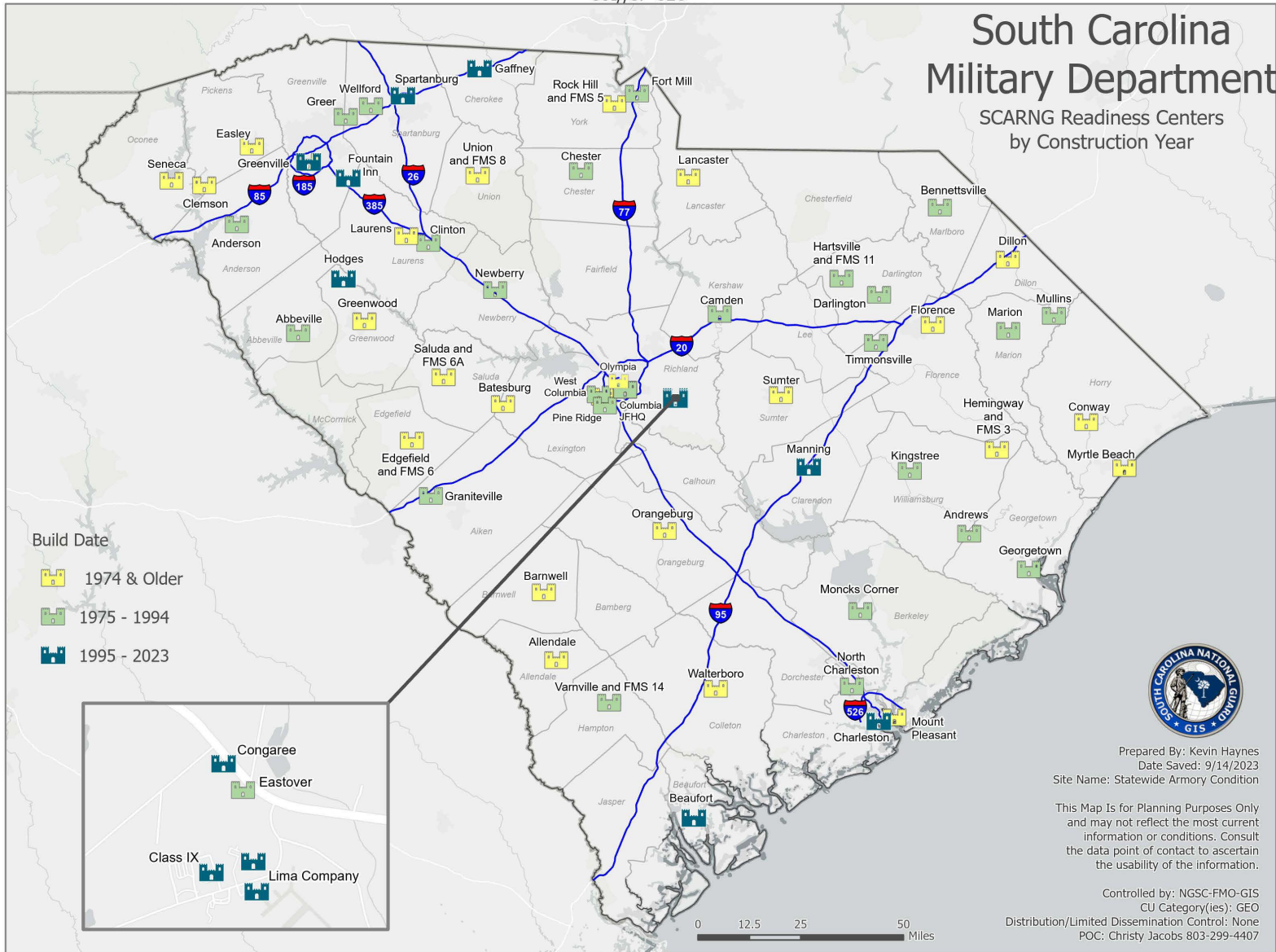
This Map Is for Planning Purposes Only and may not reflect the most current information or conditions. Consult the data point of contact to ascertain the usability of the information.

Controlled by: NGSC-FMO-GIS
CU Category(ies): GEO
Distribution/Limited Dissemination Control: None
POC: Christy Jacobs 803-299-4407

Age of Armories

CUI//SP-GEO

South Carolina Military Department SCARNG Readiness Centers by Construction Year



State Budgeted Renovation Dollars vs. Readiness Center Renovation Projects

State FY	Renovation Projects - Allocated State Funds				Renovation Projects - Expenditures		
	Recurring	Non-Recurring	Capital Reserve	Total	State Share	Federal Share	Total
SFY12	\$0	\$250,000	\$0	\$250,000	\$78,750	\$166,250	\$245,000
SFY13	\$0	\$500,000	\$0	\$500,000	\$112,607	\$112,607	\$225,214
SFY14	\$0	\$650,000	\$0	\$650,000	\$641,077	\$840,184	\$1,481,261
SFY15	\$0	\$1,000,000	\$1,332,500	\$2,332,500	\$1,685,956	\$1,995,323	\$3,681,279
SFY16	\$0	\$1,500,000	\$0	\$1,500,000	\$122,167	\$122,167	\$244,334
SFY17	\$0	\$0	\$5,000,000	\$5,000,000	\$609,186	\$609,186	\$1,218,372
SFY18	\$0	\$0	\$0	\$0	\$1,659,858	\$1,659,858	\$3,319,716
SFY19	\$1,550,000	\$0	\$3,000,000	\$4,550,000	\$4,038,773	\$4,038,773	\$8,077,546
SFY20	\$1,550,000	\$2,000,000	\$0	\$3,550,000	\$2,561,485	\$2,561,485	\$5,122,970
SFY21	\$1,550,000	\$0	\$0	\$1,550,000	\$0	\$3,046,402	\$3,046,402
SFY22	\$2,550,000	\$1,000,000	\$0	\$3,550,000	\$2,042,329	\$2,042,329	\$4,084,658
SFY23	\$2,550,000	\$2,500,000	\$0	\$5,050,000	\$803,105	\$544,805	\$1,347,910
SFY24	\$2,550,000	\$4,500,000	\$0	\$7,050,000	\$10,020,729	\$6,220,729	\$16,241,458
SFY25	\$2,550,000	\$0	\$3,300,000	\$5,850,000	\$5,112,913	\$5,112,913	\$10,225,826
<i>Projected SFY26</i>	<i>\$3,072,000</i>	<i>\$2,800,000</i>	<i>\$0</i>	<i>\$5,872,000</i>	<i>\$7,650,000</i>	<i>\$7,650,000</i>	<i>\$15,300,000</i>
<i>Projected SFY27</i>					<i>\$7,650,000</i>	<i>\$7,650,000</i>	<i>\$15,300,000</i>
<i>Projected SFY28</i>					<i>\$7,650,000</i>	<i>\$7,650,000</i>	<i>\$15,300,000</i>

FY 2024-2025

Major Renovation Projects

2024-2025			
Wellford Readiness Center Renovations (Facility Envelope Repairs, Facility Interior Repairs & Pavements)	\$2,214,150.00	\$2,214,150.00	\$4,428,300.00
Hartsville Readiness Center Renovations (Facility Envelope Repairs, Facility Interior Repairs & Pavements)	\$2,236,763.00	\$2,236,763.00	\$4,473,526.00
Clemson Readiness Center Renovations (Facility Envelope Repairs, Facility Interior Repairs & Pavements) - DESIGN ONLY	\$331,000.00	\$331,000.00	\$662,000.00
Seneca Readiness Center Renovations (Facility Envelope Repairs, Facility Interior Repairs & Pavements) - DESIGN ONLY	\$331,000.00	\$331,000.00	\$662,000.00
SFY25 Total	\$5,112,913.00	\$5,112,913.00	\$10,225,826.00

FY 2025-2026

Projected Major Renovation Projects

Projected 2025-2026			
Clemson Readiness Center Renovations (Facility Envelope Repairs, Facility Interior Repairs & Pavements)	\$3,500,000.00	\$3,500,000.00	\$7,000,000.00
Seneca Readiness Center Renovations (Facility Envelope Repairs, Facility Interior Repairs & Pavements)	\$3,500,000.00	\$3,500,000.00	\$7,000,000.00
Manning Readiness Center Renovations (Facility Envelope Repairs, Facility Interior Repairs & Pavements) - DESIGN ONLY	\$325,000.00	\$325,000.00	\$650,000.00
Orangeburg Readiness Center Renovations (Facility Envelope Repairs, Facility Interior Repairs & Pavements) - DESIGN ONLY	\$325,000.00	\$325,000.00	\$650,000.00
SFY26 Total	\$7,650,000.00	\$7,650,000.00	\$15,300,000.00

FY 2026-2027

Projected Major Renovation Projects

Projected 2026-2027			
Manning Readiness Center Renovations (Facility Envelope Repairs, Facility Interior Repairs & Pavements)	\$3,500,000.00	\$3,500,000.00	\$7,000,000.00
Orangeburg Readiness Center Renovations (Facility Envelope Repairs, Facility Interior Repairs & Pavements)	\$3,500,000.00	\$3,500,000.00	\$7,000,000.00
Hodges Readiness Center Renovations (Facility Envelope Repairs, Facility Interior Repairs & Pavements) - DESIGN ONLY	\$325,000.00	\$325,000.00	\$650,000.00
Fountain Inn Readiness Center Renovations (Facility Envelope Repairs, Facility Interior Repairs & Pavements) - DESIGN ONLY	\$325,000.00	\$325,000.00	\$650,000.00
SFY27 Total	\$7,650,000.00	\$7,650,000.00	\$15,300,000.00

Military Department Highlights

- During FY24, the Office of the Adjutant General demonstrated its ability to meet its response and recovery mission requirements by responding to and/or coordinating assistance efforts for one tropical storm event (Hurricane Idalia) and four EMAC support missions (Hawaii, Indiana and 2 events in Texas).
- In addition, SCEMD coordinated with counties, Voluntary Organizations Active in Disasters (VOAD), and partners to support recovery efforts from several hazard incidents that caused localized damage but did not meet the criteria for a Federal disaster declaration under the Stafford Act. These include a December 2023 coastal storm, January 2024 Bamberg tornado, April 2024 Rock Hill high wind and hail event, and June 2024 Berkeley County severe storm. Three of these events resulted in Small Business Administration (SBA) declarations that can provide low-interest loans to residents and businesses with damage.

Military Department Highlights

- In addition to serving as the State Coordinating Agency for the State responses, SCEMD continued to support on-going recovery operations from the 2015 Severe Flood, 2016 Hurricane Matthew, 2017 Hurricane Irma, 2018 Hurricane Florence, 2019 Hurricane Dorian, 2020 February Severe Weather and April Tornadoes, 2020-2021 COVID Pandemic, 2022 Hurricane Ian, and 2024 Tropical Storm Idalia. Since 2014, SCEMD has processed \$1.4B in eligible Public Assistance (PA) reimbursements (for response costs and public infrastructure repairs/rebuilding) and more than \$88.2M in pre- and post-disaster Hazard Mitigation Grant projects.

Military Department Highlights

The Construction and Facilities Maintenance Office (CFMO):

- Awarded \$13M in construction contracts for renovations to the Laurens and Union Readiness Centers.
- Completed \$1.2M in designs for renovations of Wellford and Hartsville Readiness Centers with projected construction in FY 25. Additionally, pre-design contracts were awarded for renovations to the Seneca and Clemson Readiness Centers
- Completed female restroom additions at Wellford, Abbeville and Batesburg Readiness Centers at a shared State and Federal cost of \$1M.
- Awarded design contracts for female restrooms at Eastover, Marion and Varnville Readiness Centers at a shared cost of \$82K.
- Design to renovate the Olympia Armory (State Guard) was completed and State funded construction project was awarded budgeted at \$4M.

Military Department Highlights

- The Youth Challenge Program is a community-based, quasi-military structured educational program.
 - During FY 23-24, the Youth ChalleNGe Program graduated 130 cadets who earned 61 GEDs, 18 participated in credit recovery, and returned to public high school and 8 were awarded their High School diploma.
 - Since its inception in 1998, the Program has graduated 5,241 cadets with 1,968 earning their GED.
- The Job Challenge Program provides hands-on job skills training through college trade courses as an optional follow-on program for selected Youth Challenge Program graduates.
 - During FY 22-23, the Job ChalleNGe Program graduated 31 cadets.
 - Since inception in 2016, the Program has graduated 338 associates who have completed college credit hours or skills training in areas such as HVAC, Welding, Construction, IT and Medical Administrative Assistance.

Military Department Highlights

- STARBASE Swamp Fox, a DoD sponsored Science, Technology, Engineering and Math (STEM) program for 5th grade students is designed to augment, enhance, and reinforce the State's educational curriculum and standards. The Program acts as a catalyst for encouraging students' future interest and studies in STEM subjects and career focus.
 - In 2023, STARBASE Swamp Fox was re-designated as a “One Class” program for the 2023-2024 School Year.
 - In school year 2023-2024, the Program continued to be challenged due to increased transportation costs and reduced bus driver availability in the participating school districts which resulted in several short notice cancellations.
 - In spite of these challenge, STARBASE Swamp Fox provided in-person instruction to 507 students with 11 schools participating from four local school districts.

Military Department Highlights

- The South Carolina Military Museum continued its mission to preserve the legacy of the Palmetto State's military history, build community partnerships, expand the facility footprint, and improve the visitor experience.
- In FY24, the Museum's visitor numbers surpassed 16,000, the highest in the museum's history, and the education program reached over 2,000 students.
- The Museum's K-12 education programs continued to grow and expand, including new digital resources, downloadable lesson plans, and the Museum's first summer camp program. The STEMsquad Kids Club grew to 300 members and on-site Homeschool programs were offered monthly.
- The Museum's internal Facebook boosting/ad marketing plan saw a total of 280,000 impressions and the subscriber rate to the Museum's eNewsletter has grown to over 1,600 individuals.

- In July of 2023, “Developed: Darkroom Photography of the SCNG PAO” opened with a public reception being held in October to honor Phillip Jones, the long-time photographer featured in the exhibition.
- The curatorial staff re-conceptualized the 19th Century corridor, covering a wide range of topics including the Civil War, The Citadel and Arsenal Academies, the Mexican-American War, Ballistics and Medicine, and an interactive activity.
- In January of 2024, the “South Carolina Veterans and the Civil Rights Movement” exhibit opened with a public reception featuring guest speakers including U.S. Representative James Clyburn and SC Representative Lonnie Hosey.
- In January, exhibitions on “Piracy on the Carolina Coast” and “The USS Carolina” opened.
- At the end of June, “The Cold War” section opened with exhibitions on the Atomic Age, the Korean War, and the Vietnam War.

Military Department Highlights

- The SCARNG continued its mission is to generate mission ready units able to fulfill both its Federal and State missions and ensure relevance through the adaptation of its force structure to meet the challenges of the 21st century.
- Approximately 9% of the SCARNG was engaged worldwide in four countries, including Djibouti and Kosovo. Elements from the 218th MEB, including the 111th Signal Company, the Headquarters Support Company, and the 1782nd Engineer Company, deployed in support of AFRICOM. Later in the year, elements of the Operational Support Airlift Activity Detachment of the 2nd Battalion, 641st Aviation Regiment, deployed to provide fixed-wing aviation transport support to AFRICOM.
- The SCARNG supported ongoing operations at the Southwest US Border by sending 125 Soldiers from the 1223rd Engineer Company, and also provided 80 Soldiers for air defense support to the National Capital Region and the U.S. Army European Command.

- In August, the SC National Guard provided support to Horry, Charleston and Beaufort Counties in response to Hurricane Idalia.
- From 01 July 2022 - 30 June 2023, the SC National Guard Funeral Honors teams conducted 2,226 Military Funerals. These funerals were in support of current and prior Service Members from all branches of the Armed Forces.

Military Department Highlights

- The 169th Fighter Wing continued to provide continual support of the Aerospace Control Alert Mission, defending east coast air space in support of North American Aerospace Defense Command (NORAD). Additionally, the Wing provides the Governor with defense assistance to the State's homeland security office, and disaster preparation and response support for DSCA activities.
- During FY 23, the Wing operated the U.S. Air Force's first deployment of the Expeditionary Air Base Wing in history. 130 Wing personnel took on leadership positions and crucial support functions at location in the Middle East.
- SCANG personnel deployed across the Pacific Theater of Operations in support of two multi-national exercises.
- The SCANG is currently executing \$43M in construction projects on McEntire JNGB with an additional \$28M in projects in the contracting process. Over the next 10 years plans include over \$170M in upgrades to McEntire JNGB facilities.

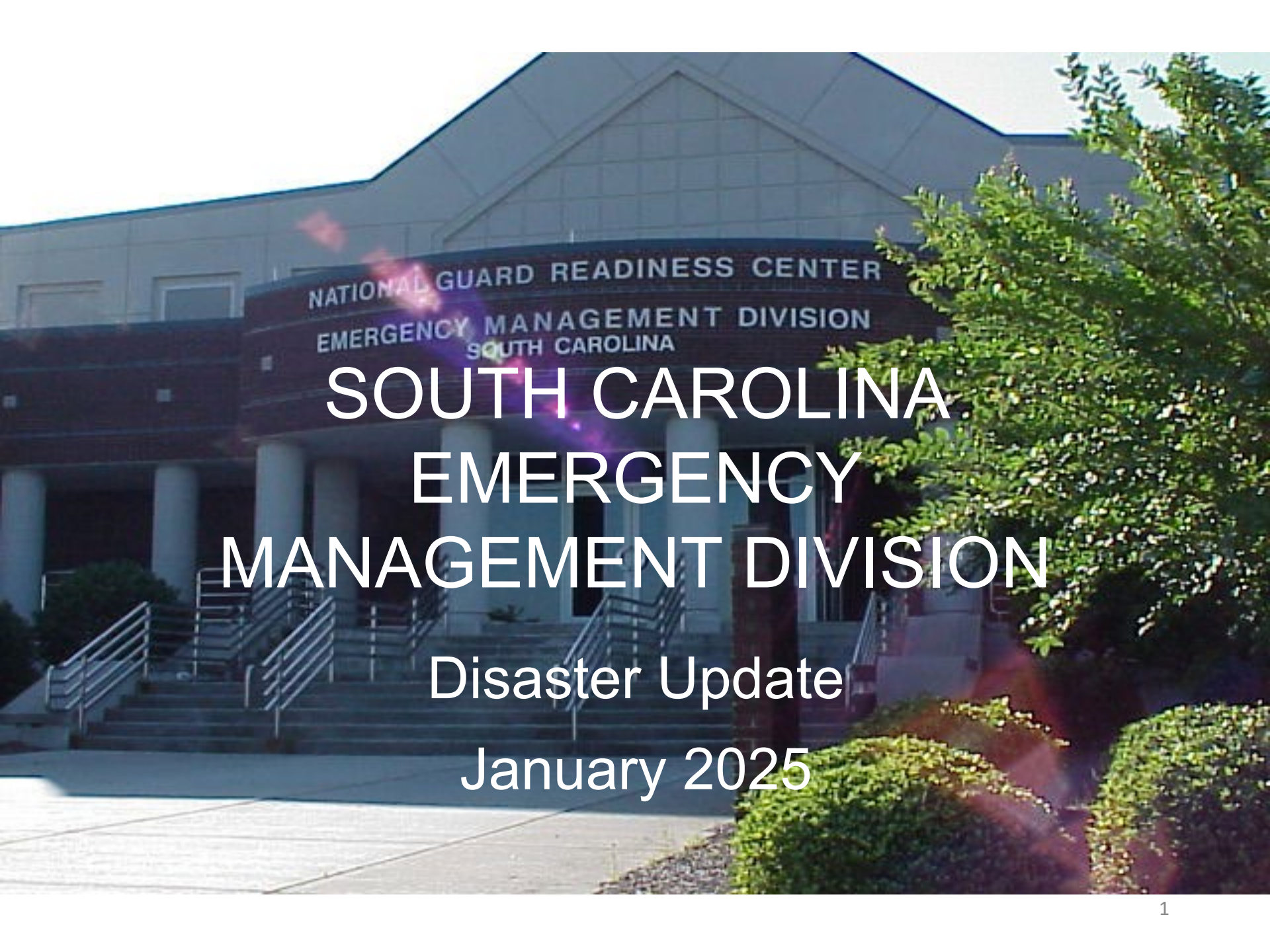
- The SCANG continues to update and modernize its facilities to include taxiways and ramps around the Base to ensure it meets the criteria for future missions like the F35.
- The Wing hosted high school Junior Reserve Officers Training Corps teams from around the State for the “Top Gun” drill meet competition which welcomed over 300 cadets to McEntire JNGB.

Military Department Highlights

- The SC State Guard (SCSG) provided ancillary security assistance for the Cooper River Bridge Run in Mt. Pleasant and Charleston.
- The SCSG conducted Honor Guard missions in Newberry and Dillon counties.
- Additionally, the SCSG participated in Wreaths Across America event at Fort Jackson National Cemetery.

Questions?

TAB 9

The image shows the exterior of a large, modern building with a prominent entrance. The building's facade is light-colored with a dark, curved section above the entrance. The text on the building reads "NATIONAL GUARD READINESS CENTER", "EMERGENCY MANAGEMENT DIVISION", and "SOUTH CAROLINA". The entrance features a set of stairs with metal railings. There are green bushes and trees in the foreground, and the sky is clear and blue.

NATIONAL GUARD READINESS CENTER
EMERGENCY MANAGEMENT DIVISION
SOUTH CAROLINA

SOUTH CAROLINA EMERGENCY MANAGEMENT DIVISION

Disaster Update

January 2025

Agenda



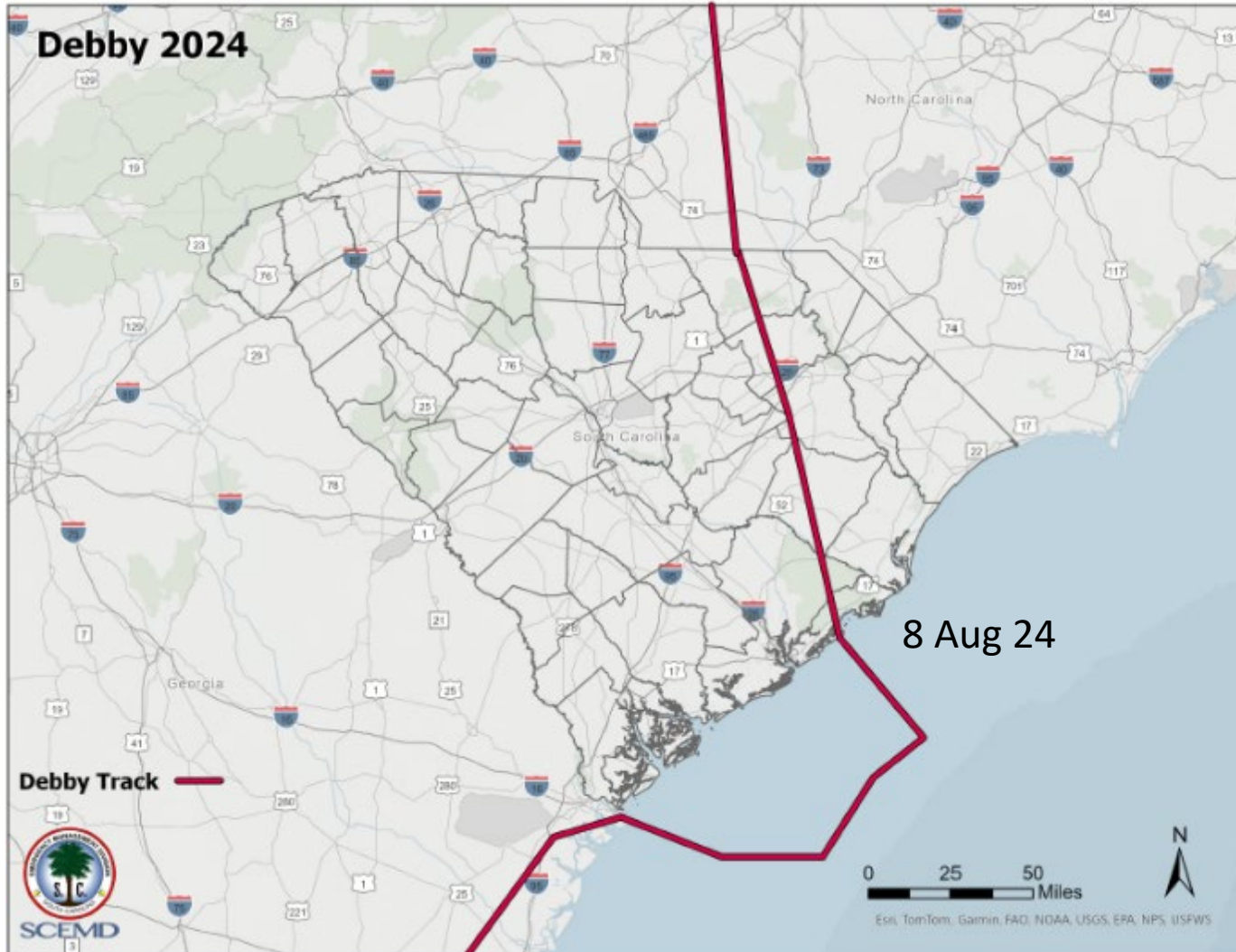
- SCEMD Mission
- Tropical Storm Debby Summary
- Tropical Storm Helene Summary
- Edisto Flooding Summary
- Disaster Cost Summary
 - Legacy Disasters
 - 2024 Disasters

SCEMD Mission



The South Carolina Emergency Management Division leads the state emergency management program by supporting local authorities to minimize the loss of life and property from all-hazard events.

Tropical Storm Debby

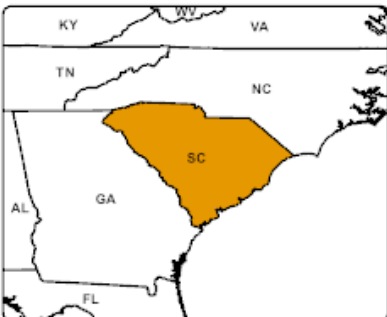
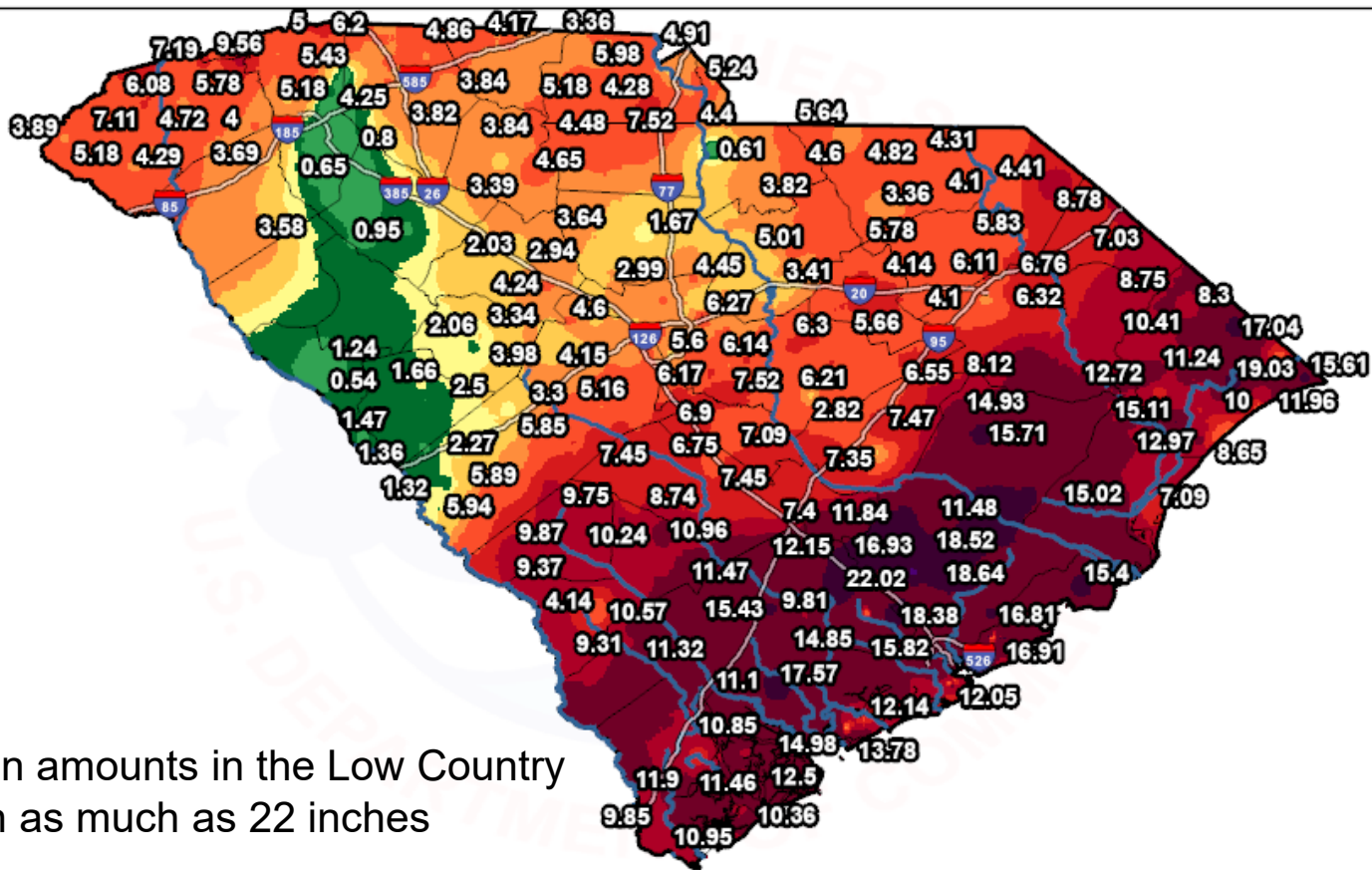




National Weather Service State of South Carolina

South Carolina Storm Total Rainfall - Aug 5-9 2024

Analysis Data Source: Regional Observations



Created: 08/09/2024 03:27PM



This is an experimental product of the NWS GAZPACHO software package. Care should be taken in using the data. Unofficial observations may be plotted. Values at interpolated locations may not represent actual reports at that location.

Precipitation (in)

0.00"	1.00" - 1.49"	8.00" - 9.99"
0.01" - 0.09"	1.50" - 1.99"	10.00" - 14.99"
0.10" - 0.24"	2.00" - 2.99"	15.00" - 19.99"
0.25" - 0.49"	3.00" - 3.99"	20.00" - 29.99"
0.50" - 0.99"	4.00" - 5.99"	30.00" - 50.00+"
	6.00" - 7.99"	

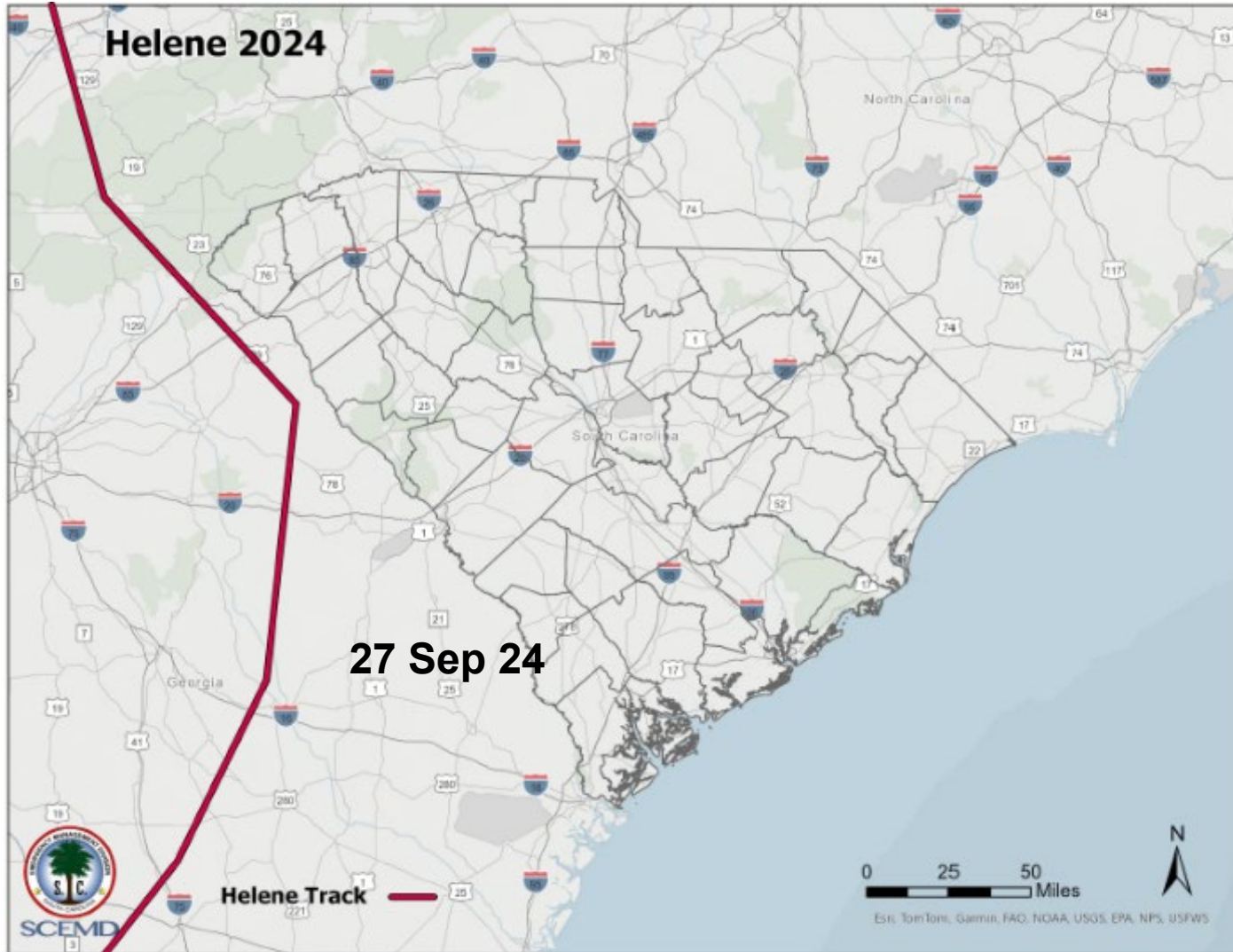
Tropical Storm Debby Impacts



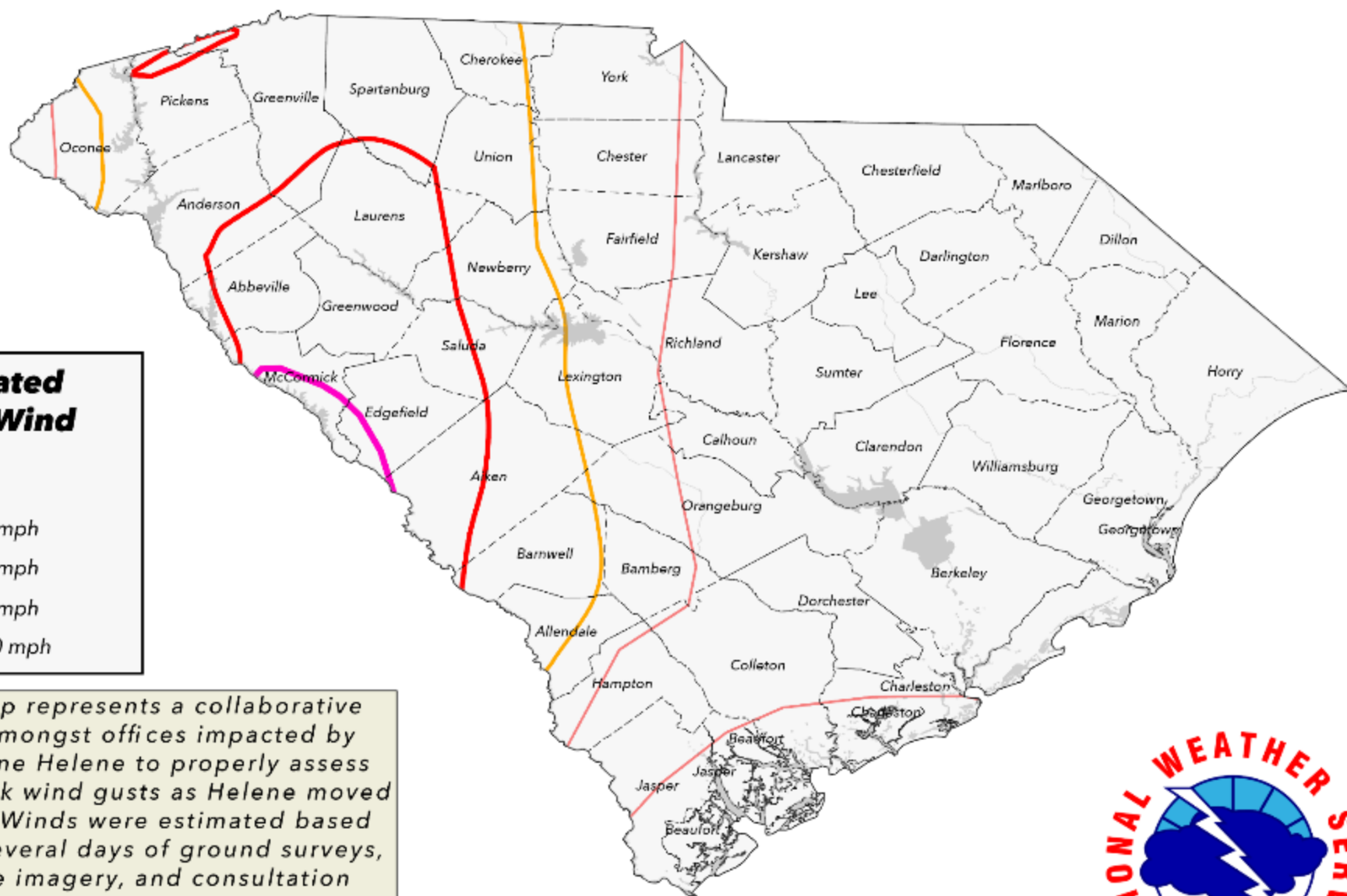
- Storm related deaths: 0
- Power outages: 54,800 customers
- Road/Bridge Closures: 407
- Sheltered Population: 142
- Residential damage total: 335
 - Destroyed or Major Damage: 87
 - Minor Damage: 248
- Infrastructure damage and emergency protective measures estimate: \$17M
- Federal Assistance:
 - 12 counties declared for public assistance
 - Individual assistance request was denied – Insufficient damage
 - Small Business Administration disaster loan declaration for 2 counties and 11 contiguous counties



Tropical Storm Helene



Estimated Peak Wind Gusts from Hurricane Helene



Estimated Peak Wind Gusts

- 70 mph
- 80 mph
- 90 mph
- 100 mph

This map represents a collaborative effort amongst offices impacted by Hurricane Helene to properly assess the peak wind gusts as Helene moved inland. Winds were estimated based upon several days of ground surveys, satellite imagery, and consultation with experts. These are estimates and may not represent the peak wind gust at every spot on the map.

0 12.5 25 50 Miles



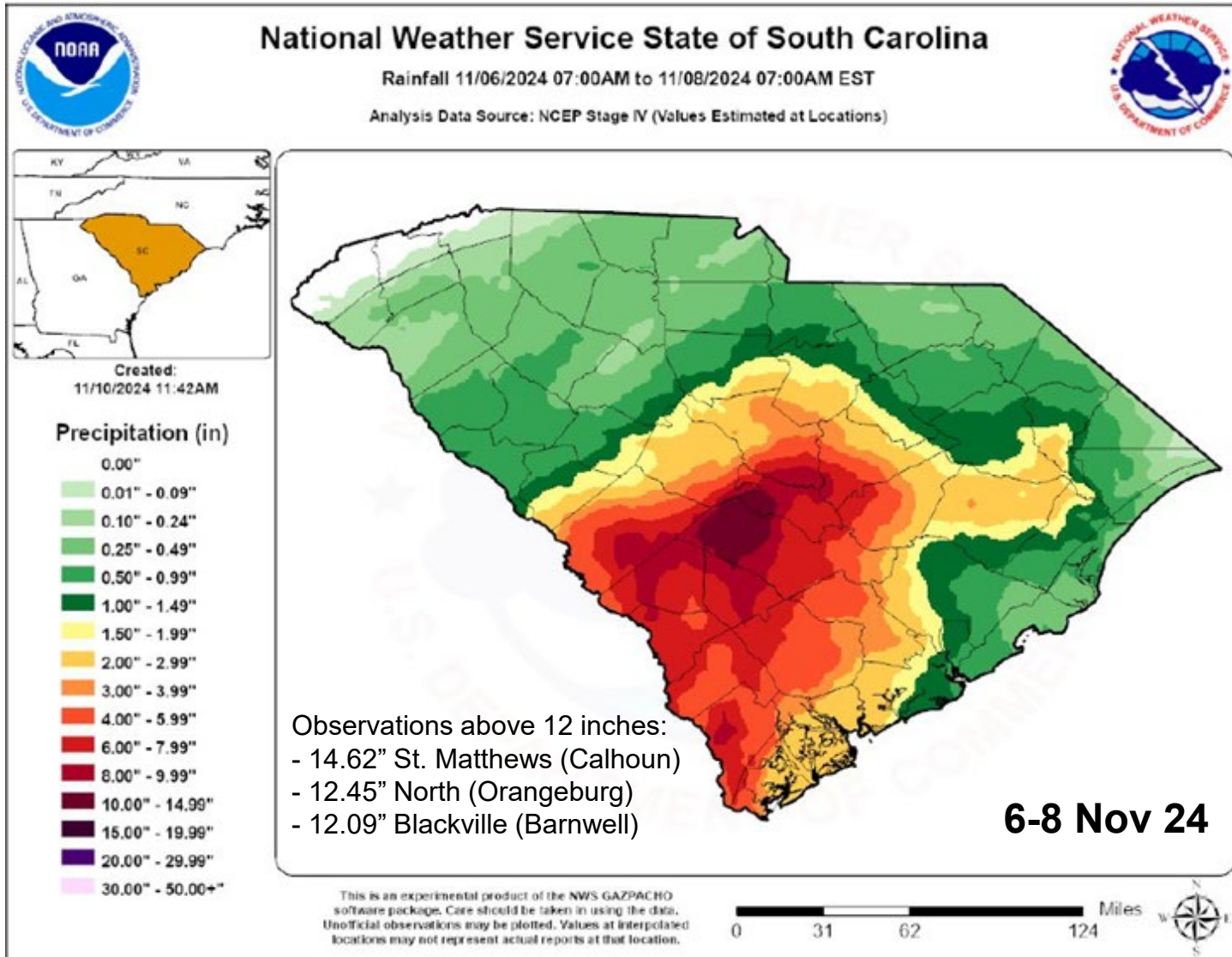
Tropical Storm Helene Impacts



- Storm related deaths: 49
- Power outages: 1,358,000 customers
- Road/Bridge Closures: 912
- Sheltered Population: 402
- Residential damage total: 6,351
 - Destroyed: 380
 - Major Damage: 2,151
 - Minor Damage: 3,820
- Infrastructure damage and emergency protective measures estimate: currently \$370M but could be over \$500M
- Federal Assistance:
 - 33 counties and Catawba Indian Nation declared for FEMA Public Assistance
 - 28 counties and Catawba Indian Nation declared for FEMA Individual Assistance including Small Business Administration disaster loans



Edisto Flooding





Edisto Flooding Impacts

- Storm related deaths: 2
- Power outages: Isolated
- Road/Bridge Closures: 195
- Sheltered Population: None
- Residential damage total: 59
 - Destroyed or major damage: 38
 - Minor Damage: 21
- Infrastructure damage and emergency protective measures estimate: \$11.5M
- Federal Assistance:
 - 3 counties approved for FEMA Public Assistance
 - Requested 2 counties for FEMA Individual Assistance but denied – Insufficient damage



Non-Federal Share Summary By Legacy Disaster



Disaster	Estimated Non-Federal Share	State Appropriation	+ (-)	State Share Payments to Date
2014 Ice Storm	\$15,817,398	\$16,434,628 ¹	\$617,230	\$15,817,398
2015 Flood	\$53,365,252	\$52,876,101 ²	-\$489,151	\$32,343,265
2016 Hurricane Matthew	\$61,826,301	\$67,300,000 ³	\$5,473,699	\$57,328,337
2016 Pinnacle Mountain Fire	\$1,112,144	\$1,250,000 ⁴	\$137,856	\$1,112,144
2017 Hurricane Irma	\$8,491,051	\$9,629,240 ⁵	\$1,138,189	\$7,045,373
2018 Hurricane Florence	\$28,169,863	\$21,580,000	-\$6,589,863	\$18,560,915

¹ Includes an original appropriation of \$7,439,969 and moving \$8,994,659 from 2015 Flood surplus state appropriation

² Original appropriation was \$72,000,000; reduced by funds reallocated to 2014 Ice Storm (\$8,994,659), Hurricane Irma (\$9,629,240), and 2015 Flood Voluntary Agency Housing Repair Assistance (\$500,000)

³ Original appropriation of \$68M included \$700,000 earmarked for Nichols

⁴ Funds reallocated from 2015 flood appropriation, not a separate appropriation of funds

⁵ Original appropriation of \$22M included \$420,000 earmarked for Horry County generators.

Non-Federal Share Summary By Legacy Disaster (Cont)



Disaster	Estimated Non-Federal Share	State Appropriation	+ (-)	State Share Payments to Date
2019 Hurricane Dorian	\$11,380,721	\$12,651,884 ¹	\$456,446	\$8,211,826
2020 February Storms	\$814,717			\$743,238
2020 COVID-19	\$1,830,796	N/A ³	-\$1,830,796	\$7,064
2020 April 13 Tornadoes	\$2,053,431	\$5,382,759 ²	\$3,329,328	\$1,824,353
2022 Hurricane Ian	\$4,494,418	N/A ³	-\$4,494,418	\$2,838,834
2023 Hurricane Idalia	\$618,058	N/A ³	-\$618,058	\$386,933
Total All Disasters	\$189,974,150	\$187,104,612	-\$2,869,538	\$146,219,681

¹ 2021 appropriation of \$12,651,884 for Non-Federal share for declared disasters.

² 2021 appropriation of \$5,382,759 for FEMA match – Declared Tornado Disasters

³ Proviso 117.54 provides flexibility for carry-forward and use of appropriations for Non-Federal share from previous disasters to be used on other declared events.

Legacy Disaster Non-Federal Share Summary



Category	Public Assistance
Total Estimated Non-Federal Share	\$189,974,150*
Total Current State Appropriations Available for Non-Federal Share	\$187,104,612
Estimated New Appropriation Needed, Legacy Disasters	\$2,869,538*

*Appropriations to date are \$2,869,538 less than projected Non-Federal share costs through Hurricane Idalia. These estimates do not include projected amounts for 2024 disasters.

As of 1 January 2025

2024 Disaster Cost Estimates



Disaster	Individual Assistance	Estimated Public Assistance	Mitigation Estimate (Initial)
2024 Tropical Storm Debby	None	\$17,403,272	\$2,610,491
2024 Hurricane Helene	\$249,917,518	\$370,018,673	\$134,007,453
2024 Edisto Flood	None	\$11,563,613	\$1,734,542

As of 1 January 2025

2024 Disasters Non-Federal Share Estimates



Disaster	Estimated Total Non-Federal Share with Non-Profits*	Estimated State Share without Non-Profits
2024 TS Debby	\$4,350,818	\$3,468,243
2024 Hurricane Helene	\$166,702,750	\$110,968,439
2024 Edisto Flood	\$2,890,903	\$2,890,903
Total Additional from 2024 Disasters	\$173,944,471	\$117,327,585
Total for Legacy Disasters	\$211,968,564	\$189,974,150
Total All Disasters (Legacy and 2024)	\$385,913,035	\$307,301,735

*Includes Public Assistance (PA) Non-Federal share for eligible local and state government entities, non-profits, and Santee Cooper as well as state share for Federal Mission Assignments and Other Needs Assistance for survivors under the Individual Assistance (IA) program.

As of 1 January 2025

Disaster Non-Federal Share Summary



Category	Estimated State Share with Non-Profits	Estimated State Share without Non-Profits
Total Estimated State Share	\$385,913,035	\$307,301,735
Previous State Appropriations for State Share	\$187,104,612	\$187,104,612
Total Estimated Additional Funding Needed	\$197,938,885	\$120,197,123

- Estimates will likely increase as Public Assistance (PA) projects are formulated and Individual Assistance (IA) payments continue.
- There is a possibility Tropical Storm Helene costs could reach our state threshold for a 90/10 cost share (\$935M significantly reducing SC cost share requirements).

As of 1 January 2025

